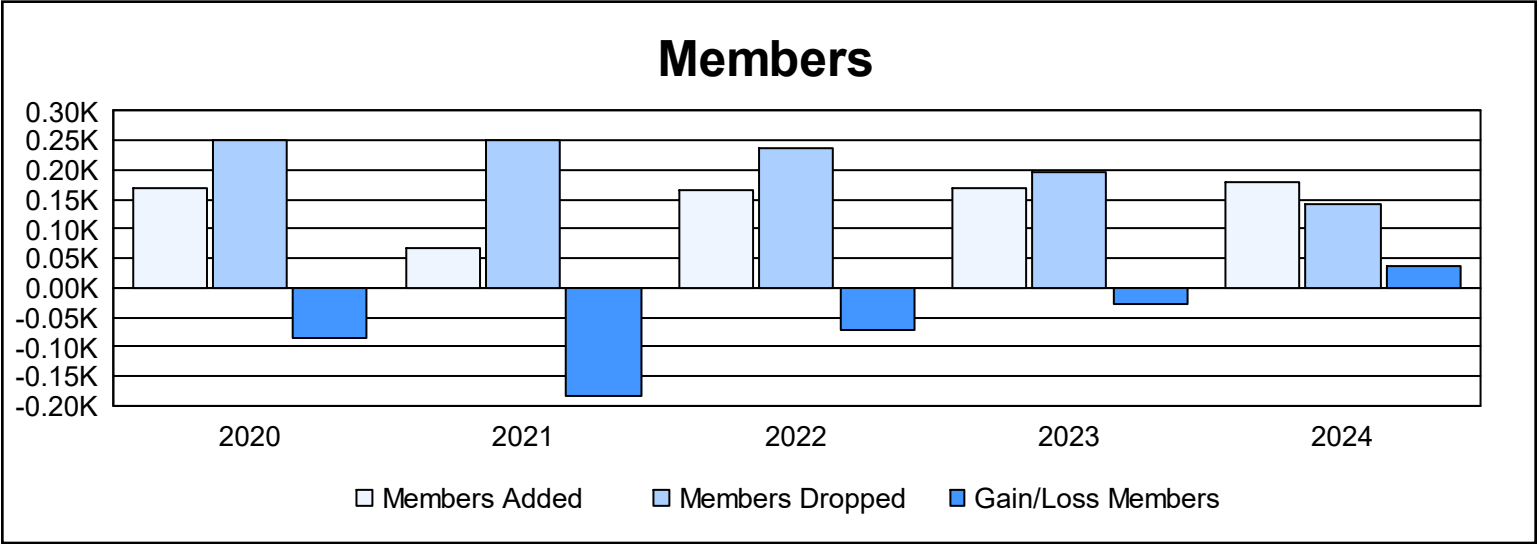
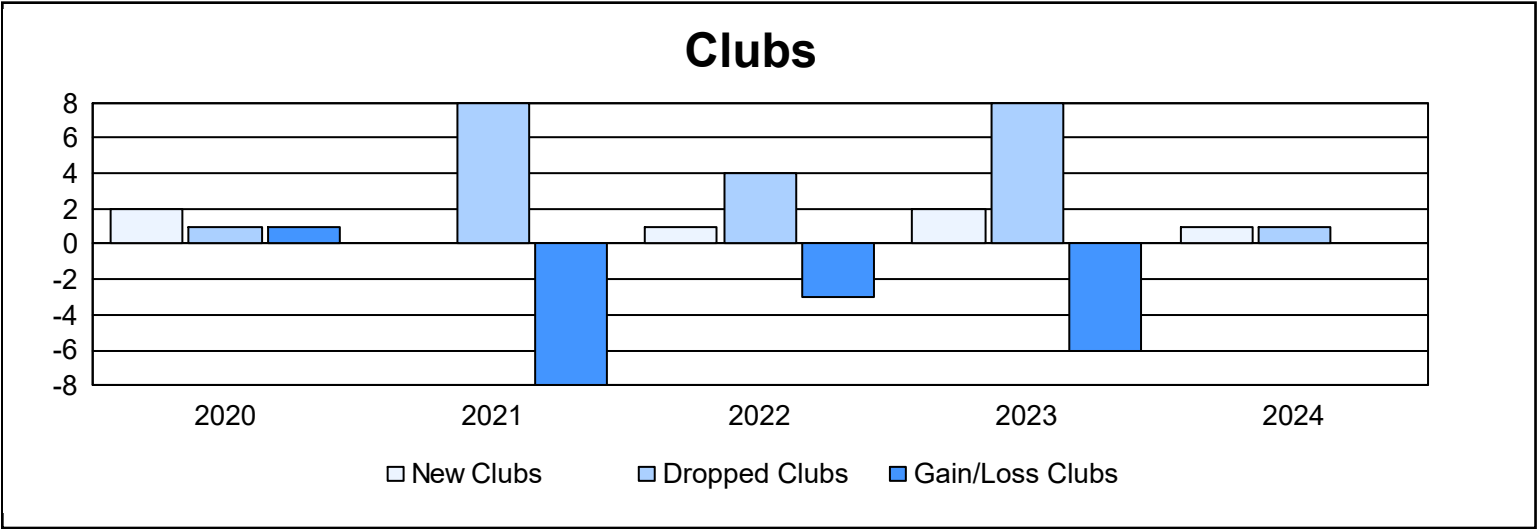
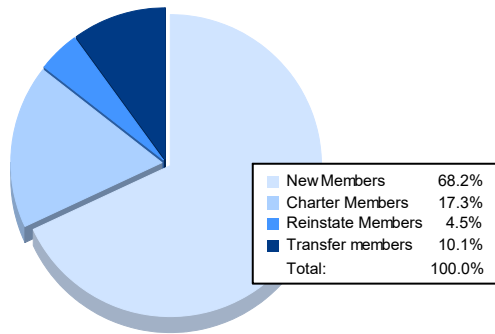


Year	New Clubs	Dropped Clubs	Gain/ Loss Clubs	New Members	Charter Members	Reinstate Members	Transfer Members	Total Member Added	Total Members Dropped	Gain/ Loss Members
2019-2020	2	1	1	53	85	25	5	168	252	-84
2020-2021	0	8	-8	40	23	2	3	68	252	-184
2021-2022	1	4	-3	86	68	1	11	166	238	-72
2022-2023	2	8	-6	96	43	16	14	169	196	-27
2023-2024	1	1	0	122	31	8	18	179	141	38
Average	1	4	-3	79	50	10	10	150	216	-66



### Membership Composition June 2024 Cumulative



### Gender Composition June 2024 Cumulative

